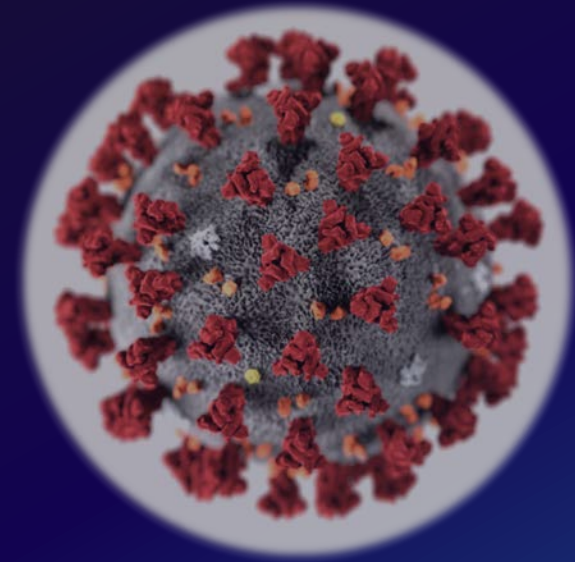




COUNTY *of* **VENTURA**

COVID-19 Report
Board of Supervisors
May 18, 2021



County of Ventura COVID-19 Information

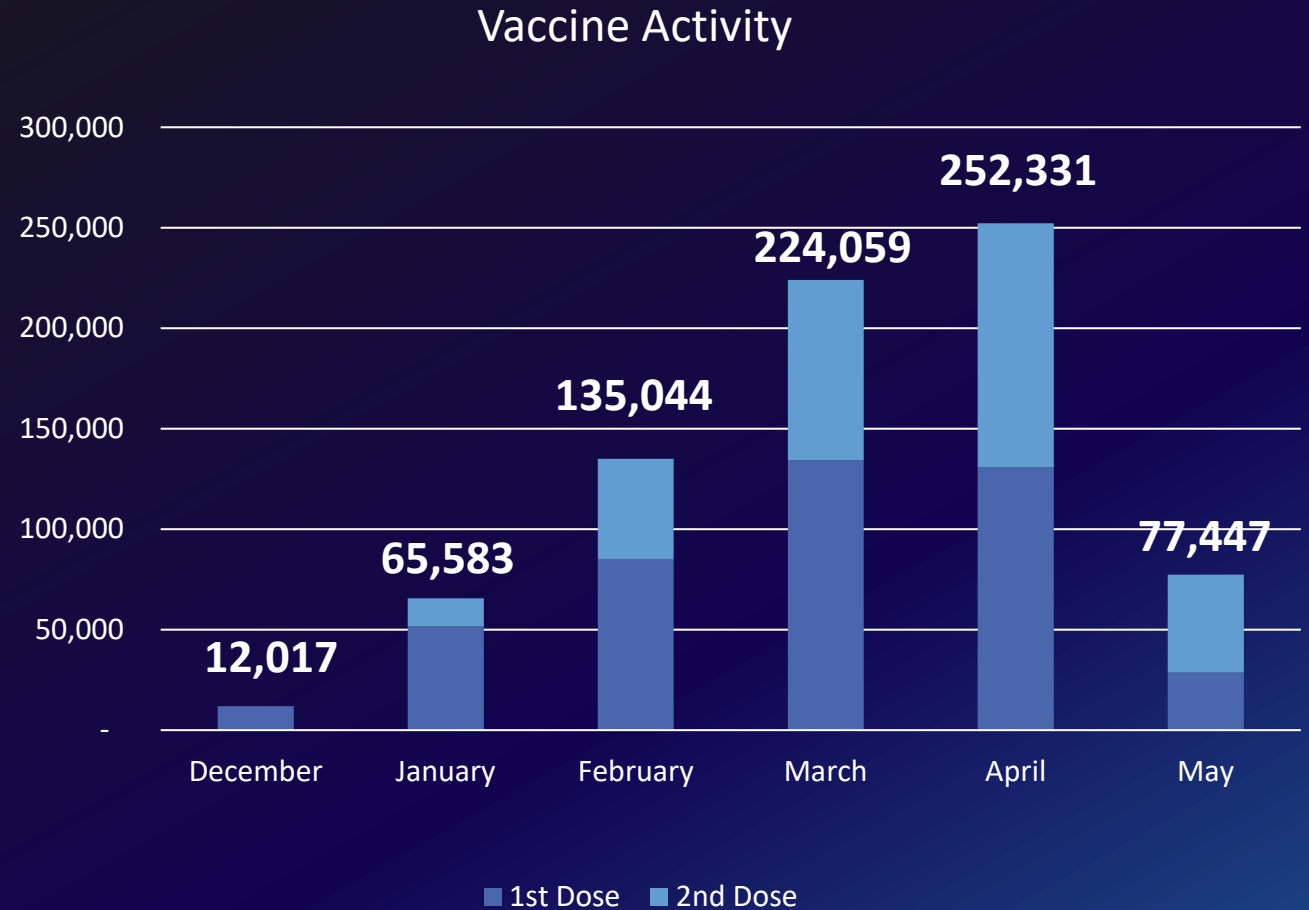
- 65.1% of county residents have received 1st dose and 51.5% are fully vaccinated
- 64% of state have received 1st dose and 49% are fully vaccinated
- Over 766,484 vaccines administered in county (1st and 2nd dose)
- Strong showing of persons aged 12-16 at vaccination events over the weekend
- Continued focus on equity efforts with community vaccination events throughout the county, no appointments needed
- Positivity rates meeting yellow tier, need 7-day case rate per 100k under 2 to meet yellow
- 38 Counties in orange, 9 counties in yellow (mainly up north) and 11 in red
- Encouraging continued use of testing
- \$50M in rental assistance – applications still open www.HousingIsKey.com
- \$30M in additional business assistance approved by your Board

Vaccine – Total Activity Completed

As of May 17, 2021:
Total Vaccines
766,484*

1st Doses: 65.1%
Completed: 51.5%

88 % of all seniors 65+
have received 1st dose



*Total includes Multi-County Healthcare Entity vaccinations

Vaccine – Changes to Distribution Sites

Clinic Location	Change/Effective Date	New Schedule
South Oxnard (Centerpoint Mall)	Reduced Schedule: May 10	M-F, 10 am – 5 pm
Rose Avenue	Reduced Schedule: May 18	Thurs., Fri. 10 am – 7 pm, Sat., 8 am - 5 pm
Fairgrounds	Reduced Schedule: May 18	Mon. – Wed., 10 am – 7 pm
Camarillo: VCOE	Close: June 6	
Thousand Oaks: Goebel	Close: June 6	
Santa Paula	Close: June 6	

- Simi Valley: Sierra Vista site will continue with regularly scheduled days
- Optum Site at College Park remains as scheduled.
- Other Mobile and Community clinics will be scheduled as posted on: www.venturacountyrecovers.org
- All locations accept walk ups
- Registration Line will conclude operation on May 14, message will remain to direct inquiries
- Homebound individuals will access appointments via VCAA.

Ventura County Blueprint Tier Metrics

Tuesday, May 18, 2021



Report Navigation:

[VC Summary Tables](#)[Ventura County Overview](#)[View By Community](#)[View Testing Data](#)[Healthcare System Data](#)[COVID Deaths Data](#)[CDPH Blueprint Info](#)[Regional Stay Home Order Info](#)

7 Day Average Case Rate
per 100,000

2.4

> 10 6-10 2 - 5.9 < 2

7 Day PCR Testing
Positivity Rate

1.0%

> 8% 5 - 8% 2 - 4.9% < 2%

Health Equity 7 Day PCR
Testing Positivity Rate

1.8%

> 8% 5.3 - 8% 2.3 - 5.2% < 2.3%

Original County Monitoring Measures

Average Daily Tests per
100,000 Over Past 7 Days

440

Goal: 150

Percent of Ventilators
Currently Available

87%

Goal: 25%

Change in 3-Day Average
COVID-19 Hospitalized
Patients

-23%

Goal: 10%

Ventura County Adult ICU
Bed Availability

37.6%

Goal: 20%

Please be aware that these measures may differ from other state and locally reported data due to timing and the method of calculation. For example, local data is calculated and published the same day it is received, whereas data reported by the state is from the previous day. Additionally, the state "County Monitoring Measures" use a "lag time" in the calculation to allow for inclusion of cases that may have a delay in reporting. Source: The data displayed here is provided by the California Department of Public Health.

California Mask Guidance

The following CDPH Mask Guidance will continue until June 15th:

Outdoors

- Fully vaccinated: not required outdoors (except large gatherings)
- Unvaccinated: masking is required outdoors when physical distancing can't be maintained

Indoors

- Masking required in public settings and worksite
- Fully vaccinated: not required to mask when gathering with other vaccinated folks or with those from a single household even if unvaccinated
- Unvaccinated: masking is required indoors when physical distancing can't be maintained.

Proof of Vaccination

The County of Ventura does not have a vaccine passport requirement and does not intend to issue a vaccine passport requirement.

While we do encourage everyone to get vaccinated for individual and community protection against serious complications from COVID-19 infection, vaccination is an individual choice.

Health Equity Update

25,904 Farmworker Vaccinations

- **12,118** administered by Mobile Team
4,993 1st dose 3,963 2nd doses 3,162 J&J
- **8,291** administered across 11 County Medical Clinics
(30,752 overall doses by Ambulatory Care)
- **5,495** County hi-capacity mass vaccination PODs/sites (as of 3/27)

Additional vaccines at pharmacies, vaccination partners (e.g. Clinicas, Ralphs, Dignity Health, etc.) not included in above totals



11,709 Vaccinations at Mobile Community Clinics in health equity communities

- **7,176** 1st dose **1,919** 2nd dose **2,614** J&J vaccine

1,250 Homebound seniors

- **597** 1st dose **551** 2nd dose **102** J&J vaccine




VCPH Partnership w Promotoras for Community Outreach & Education 56,547

COVID Education Partnership w Schools 15,040 49,530 since February

HSA Housing for the Harvest Program w UFW Foundation

360 Clinic Pop Up Testing and Vaccines at Farms and Businesses



County COVID Business Assistance

- \$5,000 additional Business Assistance 3rd Round
- Automatic for all 1st and 2nd round eligible recipients
- \$60M in total business assistance grants
- \$1.7M in business fee waivers in last 12 months
- \$2.2M+ in additional proposed fee waivers for next fiscal year

COVID-19 RESTAURANT REVITALIZATION FUND

County of Ventura | Economic Vitality



Register for FREE Webinar
THURSDAY, MAY 20

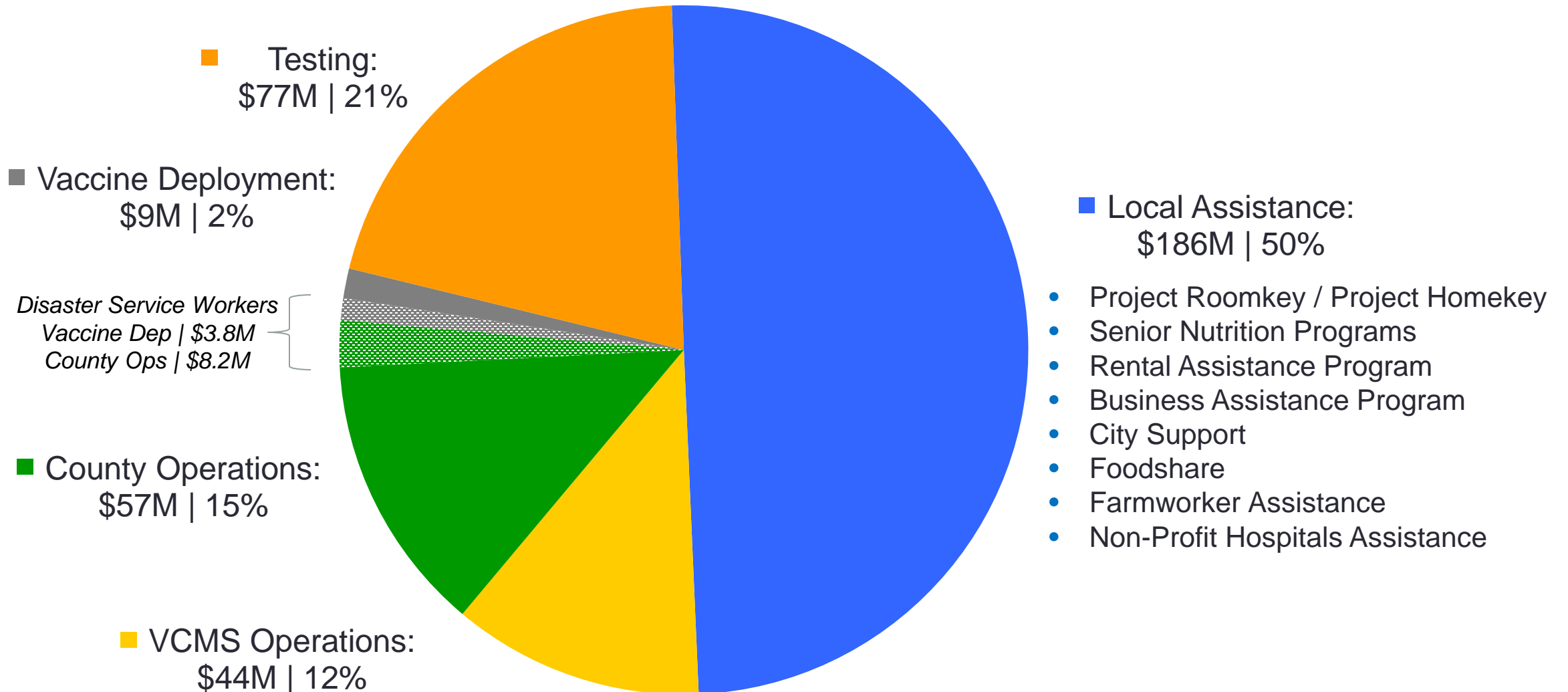
11AM - 12:30PM

Event: English & Spanish

[HTTPS://TINYURL.COM/RRFREGISTER](https://tinyurl.com/RRFREGISTER)



COVID SPENDING PLAN thru June 30, 2021: \$373M



Plan of Action

- **Continue Vaccine deployment**
- **Continue testing, tracing efforts**
- **Business support & rental assistance**
- **Continued assistance for vulnerable populations**
- **Community outreach in partnership with Complete Reach Committee**

Working Together, We Can Help Our Communities Safely Re-Open

